





Livestream Broadcaster mini Mount Setup Instructions



The Livestream Broadcaster mini comes with a combined camera shoe/tripod/strap mount. Early models may not be able to mount as expected due to the size of the included screw. Our team has developed a workaround for this issue.




First, screw the top part of the shoe mount to the bottom of the clip using the attached screw.




Next, attach the nut to the remaining end of the screw and tighten it.



Finally, screw the remaining half of the shoe mount into the bottom of the nut.



Slide the mount into the shoe on top of your camera.



Tighten bottom of the mount towards the camera. This will secure the Broadcaster mini into place.